



## *San Francisco Rental Pricing Report July 2018*



For all your Multi-family Investment Real Estate needs, Please contact James Devincenti or Brad Lagomarsino, and visit their website at [www.thedlteam.com](http://www.thedlteam.com).

**James Devincenti**  
**415.288.7848**  
**[j.d@colliers.com](mailto:j.d@colliers.com)**

**Brad Lagomarsino**  
**415.288.7847**  
**[brad.lago@colliers.com](mailto:brad.lago@colliers.com)**

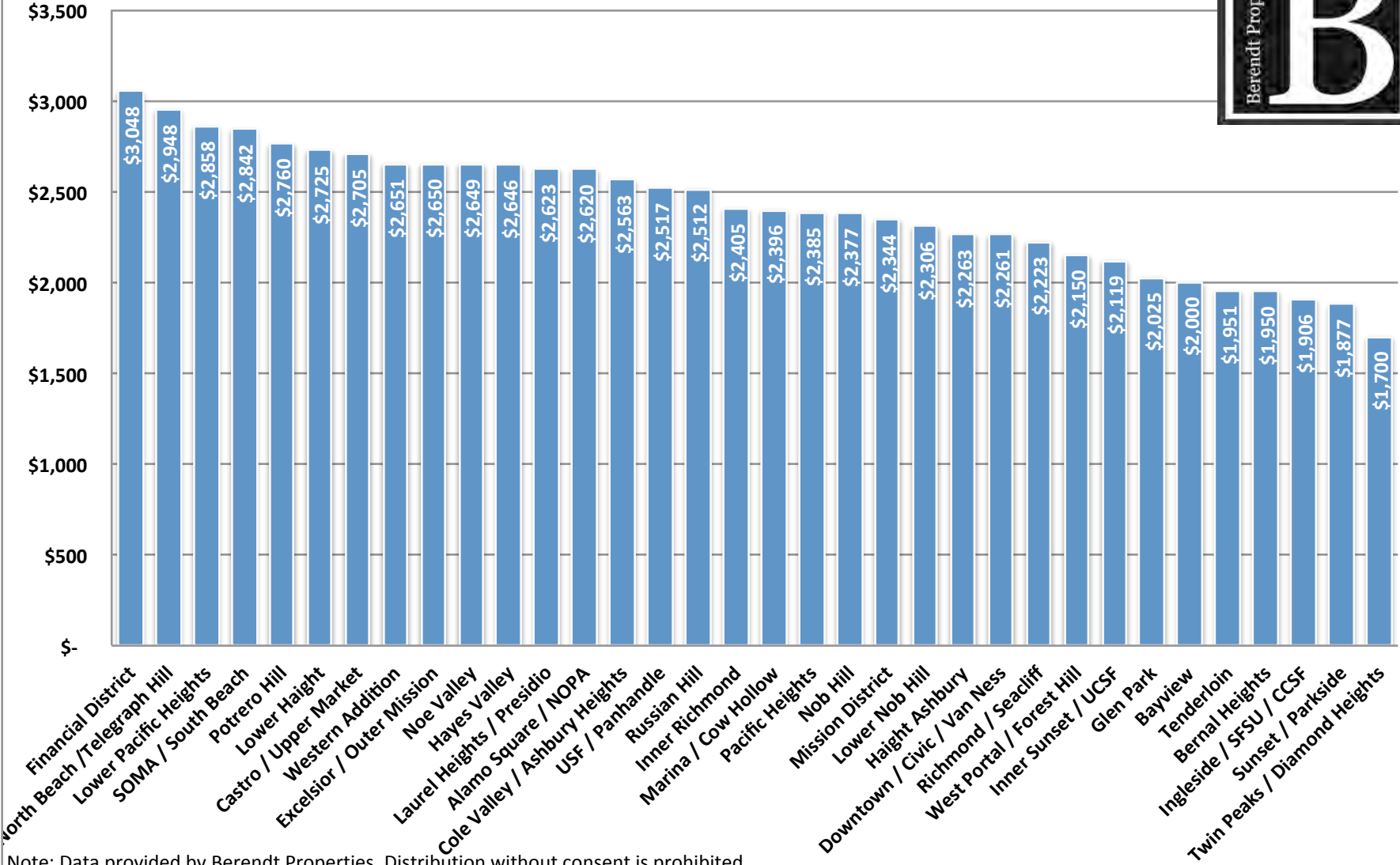


For all your Residential Leasing and Property Management needs, please contact Craig Berendt with Berendt Properties.

**Craig Berendt**  
**415.608.3050**  
**[craig@berendtproperties.com](mailto:craig@berendtproperties.com)**

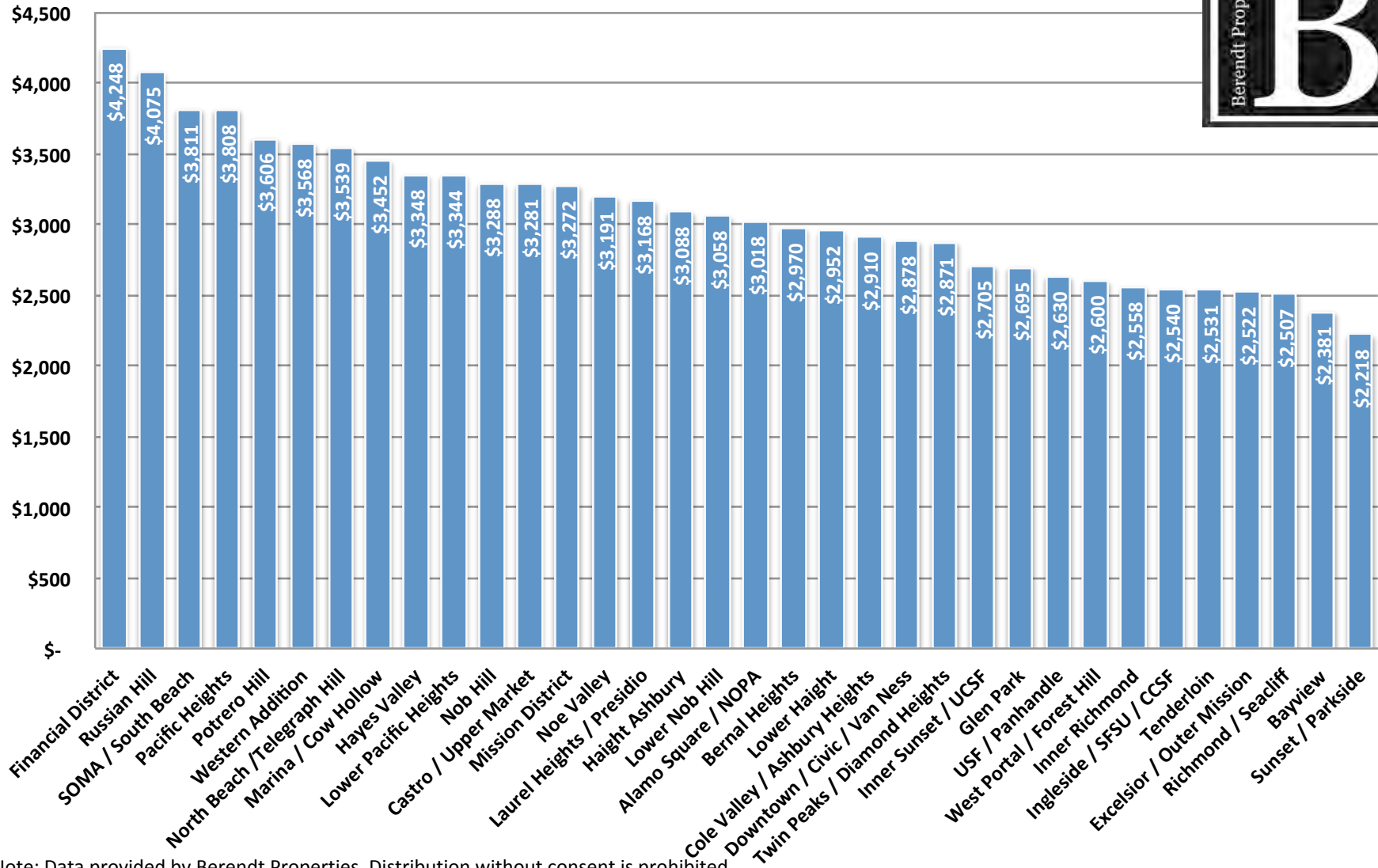
*Data Provided by Berendt Properties. Distribution without consent is prohibited. Photo by: Zachary Welburn*

# Studio Average Asking Rents - July 2018



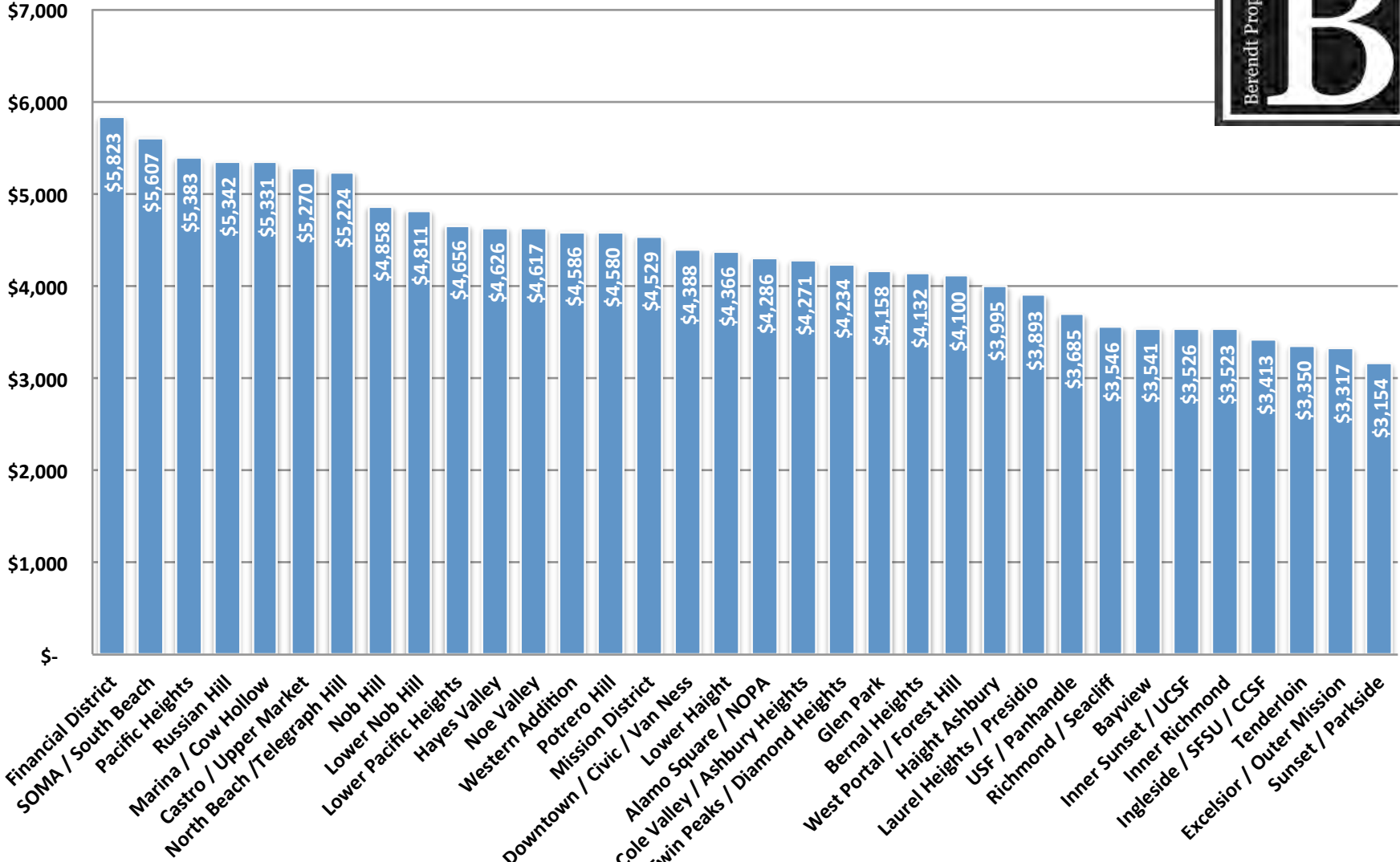
Note: Data provided by Berendt Properties. Distribution without consent is prohibited

# 1 Bedroom Average Asking Rents - July 2018



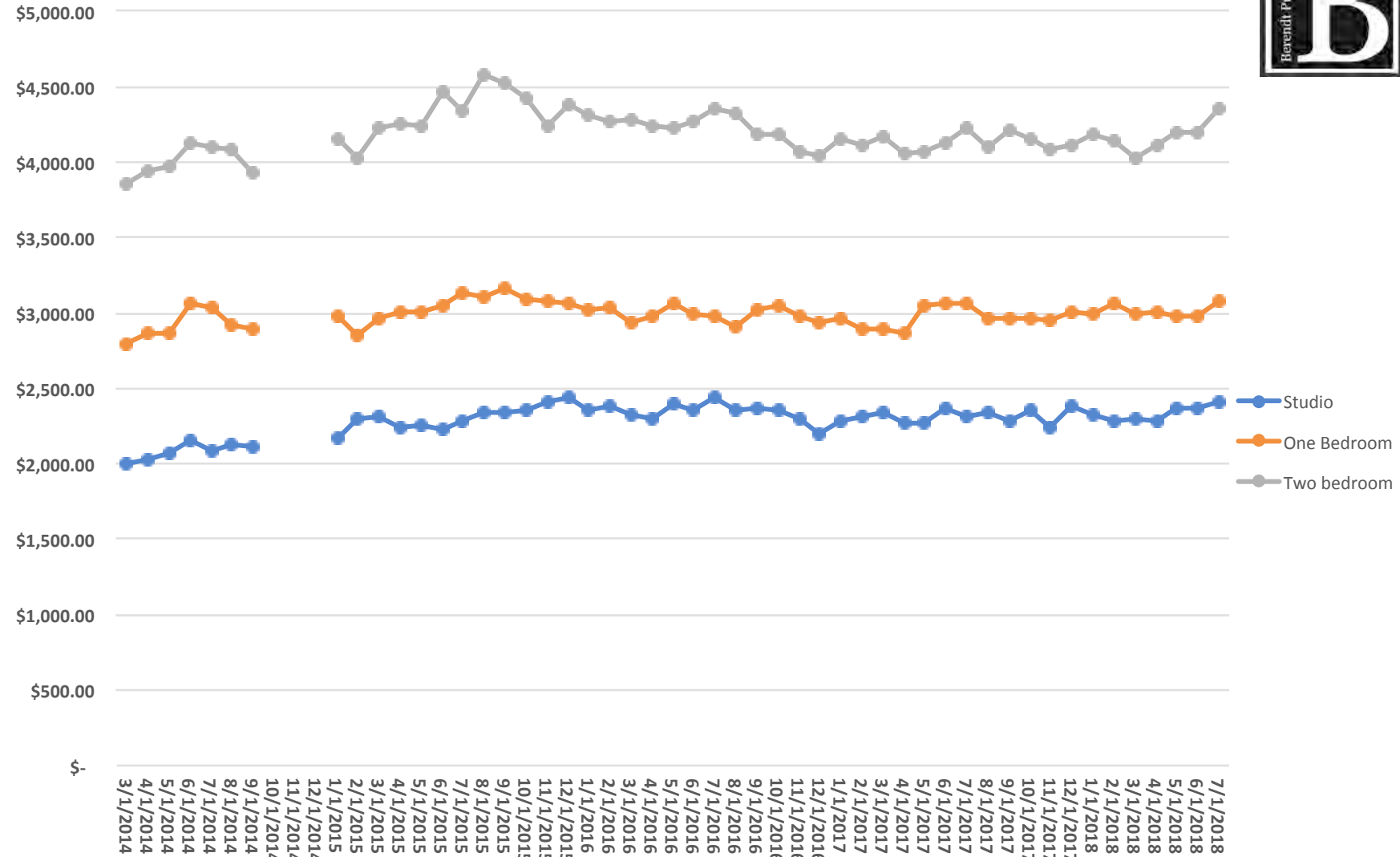
Note: Data provided by Berendt Properties. Distribution without consent is prohibited

# 2 Bedroom Average Asking Rents - July 2018



Note: Data provided by Berendt Properties. Distribution without consent is prohibited

# San Francisco Average Asking Rents



Data provided by Berend Properties. Distribution without consent is prohibited.  
 Note: No data available for the months of October 2014 - December 2014.

# San Francisco Rental Asking Rents July 2018



Neighborhoods	Studio			1 bedroom			2 Bedroom		
	Average	Median	Number of listings	Average	Median	Number of listings	Average	Median	Number of listings
Alamo Square / NOPA	\$ 2,620.00	\$ 2,687.50	16	\$ 3,017.81	\$ 2,997.50	21	\$ 4,285.94	\$ 4,200.00	17
Bayview	\$ 2,000.00	\$ 2,000.00	1	\$ 2,381.00	\$ 2,400.00	5	\$ 3,541.27	\$ 3,800.00	11
Bernal Heights	\$ 1,950.00	\$ 1,950.00	1	\$ 2,970.00	\$ 2,950.00	7	\$ 4,132.32	\$ 4,100.00	19
Castro / Upper Market	\$ 2,705.00	\$ 2,599.00	21	\$ 3,281.07	\$ 3,195.00	41	\$ 5,270.47	\$ 5,725.00	47
Cole Valley / Ashbury Heights	\$ 2,563.33	\$ 2,495.00	3	\$ 2,909.62	\$ 2,850.00	13	\$ 4,270.56	\$ 4,225.00	18
Downtown / Civic / Van Ness	\$ 2,261.09	\$ 2,245.00	64	\$ 2,877.98	\$ 2,995.00	48	\$ 4,387.56	\$ 3,975.00	25
Excelsior / Outer Mission	\$ 2,650.00	\$ 2,650.00	2	\$ 2,522.08	\$ 2,397.50	12	\$ 3,317.00	\$ 3,645.00	30
Financial District	\$ 3,048.40	\$ 3,005.00	15	\$ 4,247.70	\$ 3,617.50	20	\$ 5,823.00	\$ 5,259.00	34
Glen Park	\$ 2,025.00	\$ 2,025.00	2	\$ 2,695.00	\$ 2,695.00	1	\$ 4,158.00	\$ 4,000.00	10
Haight Ashbury	\$ 2,262.86	\$ 2,395.00	7	\$ 3,087.86	\$ 2,900.00	14	\$ 3,995.00	\$ 3,800.00	11
Hayes Valley	\$ 2,645.78	\$ 2,322.50	18	\$ 3,347.60	\$ 3,200.00	35	\$ 4,625.77	\$ 4,695.00	26
Ingleside / SFSU / CCSF	\$ 1,905.53	\$ 1,790.00	19	\$ 2,540.06	\$ 2,645.00	16	\$ 3,412.71	\$ 3,500.00	28
Inner Richmond	\$ 2,405.42	\$ 2,395.00	12	\$ 2,557.50	\$ 2,600.00	40	\$ 3,523.48	\$ 3,400.00	50
Inner Sunset / UCSF	\$ 2,119.17	\$ 2,035.00	18	\$ 2,704.63	\$ 2,675.00	32	\$ 3,526.28	\$ 3,300.00	47
Laurel Heights / Presidio	\$ 2,622.50	\$ 2,622.50	4	\$ 3,168.07	\$ 3,000.00	15	\$ 3,892.58	\$ 3,850.00	24
Lower Haight	\$ 2,725.00	\$ 2,725.00	1	\$ 2,951.67	\$ 3,095.00	9	\$ 4,365.83	\$ 4,250.00	6
Lower Nob Hill	\$ 2,305.89	\$ 2,245.00	28	\$ 3,057.51	\$ 3,244.00	39	\$ 4,811.37	\$ 4,495.00	19
Lower Pacific Heights	\$ 2,857.55	\$ 3,044.00	20	\$ 3,343.61	\$ 3,493.00	33	\$ 4,656.10	\$ 4,691.00	40
Marina / Cow Hollow	\$ 2,396.38	\$ 2,472.50	24	\$ 3,452.02	\$ 3,600.00	57	\$ 5,330.56	\$ 5,500.00	27
Mission District	\$ 2,344.33	\$ 2,495.00	15	\$ 3,271.65	\$ 3,147.50	48	\$ 4,528.56	\$ 4,100.00	48
Nob Hill	\$ 2,377.38	\$ 2,295.00	21	\$ 3,288.24	\$ 3,195.00	54	\$ 4,857.69	\$ 4,300.00	54
Noe Valley	\$ 2,649.38	\$ 2,500.00	8	\$ 3,191.40	\$ 2,999.50	20	\$ 4,616.79	\$ 4,700.00	39
North Beach /Telegraph Hill	\$ 2,948.33	\$ 3,072.50	6	\$ 3,539.07	\$ 3,345.00	28	\$ 5,224.22	\$ 4,932.50	32
Pacific Heights	\$ 2,385.22	\$ 2,300.00	18	\$ 3,807.95	\$ 3,650.00	59	\$ 5,382.78	\$ 5,225.00	54
Potrero Hill	\$ 2,760.43	\$ 2,613.00	7	\$ 3,605.55	\$ 3,600.00	31	\$ 4,579.57	\$ 4,575.00	42
Richmond / Seacliff	\$ 2,223.13	\$ 2,300.00	8	\$ 2,506.56	\$ 2,450.00	32	\$ 3,546.49	\$ 3,375.00	51
Russian Hill	\$ 2,512.33	\$ 2,485.00	12	\$ 4,075.15	\$ 3,945.00	46	\$ 5,342.08	\$ 4,950.00	48
SOMA / South Beach	\$ 2,841.69	\$ 2,761.00	35	\$ 3,811.35	\$ 3,658.00	65	\$ 5,606.64	\$ 5,135.00	73
Sunset / Parkside	\$ 1,877.14	\$ 1,815.00	7	\$ 2,218.02	\$ 2,200.00	45	\$ 3,153.97	\$ 3,000.00	60
Tenderloin	\$ 1,951.30	\$ 1,945.00	23	\$ 2,531.43	\$ 2,545.00	14	\$ 3,350.00	\$ 3,350.00	1
Twin Peaks / Diamond Heights	\$ 1,700.00	\$ 1,700.00	1	\$ 2,870.90	\$ 2,800.00	21	\$ 4,233.81	\$ 4,000.00	21
USF / Panhandle	\$ 2,516.67	\$ 2,450.00	3	\$ 2,629.90	\$ 2,550.00	10	\$ 3,684.88	\$ 3,772.50	16
West Portal / Forest Hill	\$ 2,150.00	\$ 2,150.00	1	\$ 2,600.00	\$ 2,500.00	3	\$ 4,100.00	\$ 4,350.00	3
Western Addition	\$ 2,650.56	\$ 2,615.00	9	\$ 3,568.25	\$ 3,536.50	4	\$ 4,586.00	\$ 4,500.00	3

Note: Data provided by Berendt Properties. Distribution without consent is prohibited